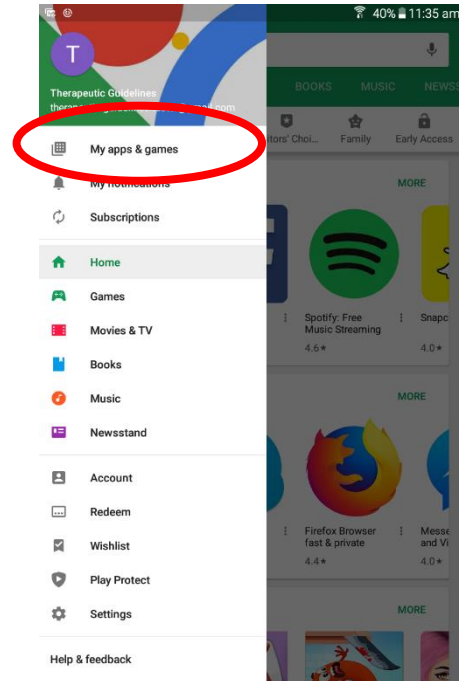


## Updating the eTG app: instructions for individual users


1. For **Apple (iOS) users:**  
Go to the App store, then choose 'Updates'.




- For **Android users:**  
Go to the Play store, then choose 'My apps & games'.



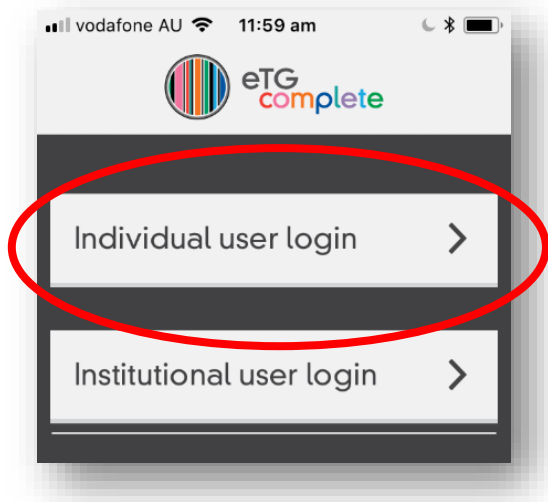
2. For all users, click 'Update' eTG complete.



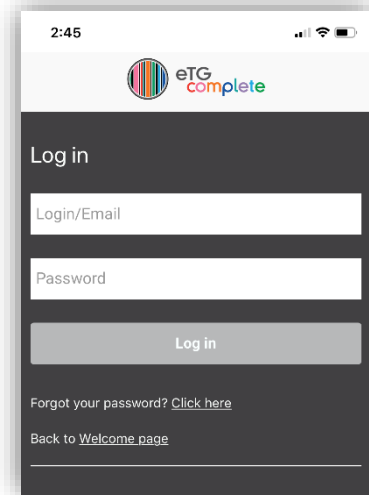
3. Once the update is complete, click on the eTG complete icon to open the app.



4. The first time you open the app, you will be asked to log in again. Choose 'Individual user login'.



5. Insert your usual log in details (email address and password).



6. The eTG complete app works online and offline. If you want to use the app offline, click on the cloud icon to download the content to your device.

